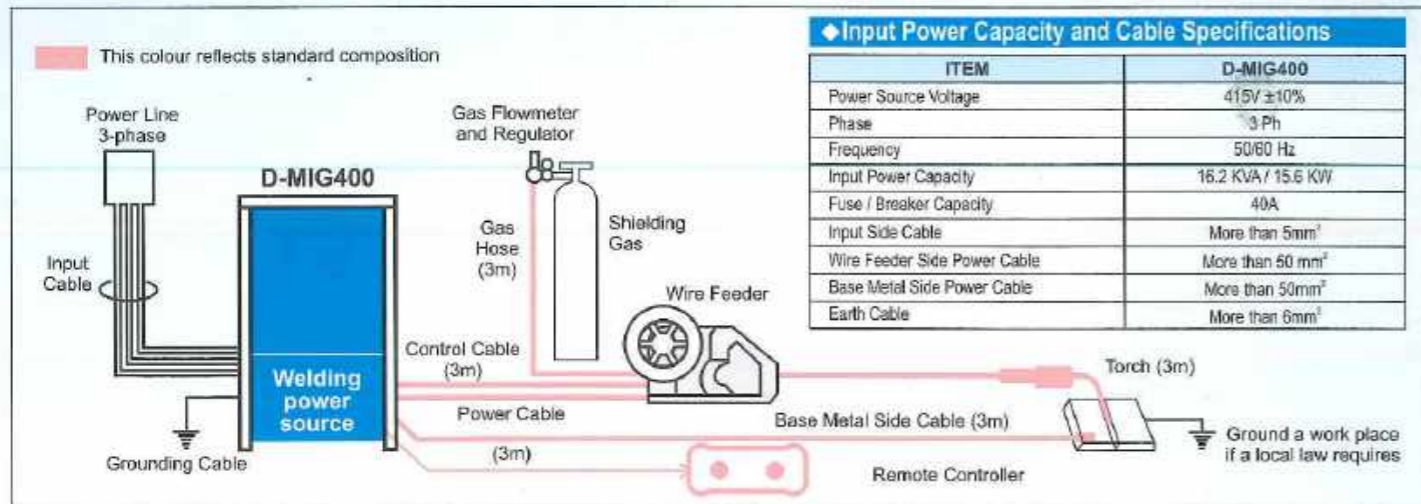


## Connection Diagram



## Information

### ■ Welding Power Source

Model Name	D-MIG400
Phase	3 Ph
Rated Input Voltage	415V ±10%
Rated Input Power	16.2kVA (15.6 kW)
Rated Frequency	50/60 Hz
Rated Output Current	400A
Rated Load Voltage	34V
Output Current Range	30~400A
Output Voltage Range	12~38V
Max. Open Circuit Voltage	78V
Rated Duty Cycle	60%
Insulating Level	H Level
Memory	30
Weight	54 kg
Dimension (W×D×H) mm	345 × 633 × 580

### ■ Standard Accessories

Name	Specification	Quantity
Analog Remote Control	P-30102Z00	1
Hex Wrench	M8	1
Heat-Shrink Tube	40mm	2
Glass Fuse	10A 250V	1
Glass Fuse	2A 250V	1
Ceramic Fuse	4A 500V	1
Fuse	10A, 250V	1
Welding Tip	0.8mm	1
Base Metal Side Cable	3m	1
Gas Hose	3m	1
Wire Feeder Side Power Cable	3m	1

### ■ Wire Feeder

Model	CM-6201
Applicable Wire Size (mm)	0.8, (0.9), (1.0), 1.2, (1.4), (1.6)
Wire	Solid Wire, Flux-Cord Wire
Wire Feeding Speed (m/min)	Max .22
Wire Feed Roll (mm)	0.8/1.2
Weight (kg)	12.5

### ■ CO<sub>2</sub>/MAG Welding Torch WT3510-S(C)D

Rated Current (A)	350
Applicable Wire Size (mm)	0.8, (0.9), (1.0), 1.2, (1.4), (1.6)
Duty Cycle (%)	60
Cooling Method	Air-Cooled
Cable Length (m)	3, (4.5), (6)

In accordance with DAIHEN's policy to make continuing improvements, design and/or specifications are subject to change without notice and without any obligation on the part of manufacturer.

**DAIHEN**  
DAIHEN Corporation  
4-1, Koyochi-nishi, Higashinada-ku,  
Kobe, Hyogo 658-0033, Japan  
Phone : (81) 78-275-2006  
Fax : (81) 78-845-8159

**OTC DAIHEN INDIA PVT. LTD.**  
V.M. Tower, Plot No. 54A,  
Ground Floor Unit-1, Sector-18,  
Gurgaon-122015, Haryana, India  
Tel.: (91) 0124-4239364  
(91) 0124-4239368  
E-mail: info@otcdi.co.in

Distributed by:

**OTC**  
OTC DAIHEN INDIA PVT. LTD.

CO<sub>2</sub>/MAG

GP  
DC  
STICK

# DIGITAL MIG400

Fully Digital Inverter CO<sub>2</sub>/MAG Welding Machine



**High Power Factor**  
**Synergic Control**  
**Easy Operation**  
**Assured Quality**  
**Fine Arc Start**  
**Programmable**

**High Power Factor**

Reduced Electricity Cost due to high power factor & low input current.

**Synergic Control**

One-Knob Synergic Control Provides Appropriate Arc Voltage for the Welding current Selected.

**Easy Operation**

Less Buttons and Digital Setting / Digital Indicator

**Assured Quality**

Cutting edge "Penetration Control" is one flip of the knob away.

**Fine Arc Start**

Instantaneous Arc Start Close to 100% From Low to High Current.

**Programmable**

Up to 30 welding conditions can be stored, 10 regular used conditions can be read and operate from remote control box.

**OTC DAIHEN INDIA PVT. LTD.**



# OTC DAIHEN Digital Inverter Controlled CO<sub>2</sub>/MAG Welding Machine



# DIGITAL MIG400

This **DIGITAL INVERTER** Controlled Machine with Micro-Processor integrated Offers One-Knob Synergic Control

### One-Knob Synergic Control Provides Appropriate Arc Voltage for the Welding Current Selected

- Un-xperienced Operators Can Achieve Proper Welding Conditions Without Creating Rework.
- The Machine Delivers a Built in Preset Voltage Program to Accommodate the Amperage. (Wire Feed Speed)
- Separate Control Mode (for Amperage & Voltage) is Also Provided as a Standard Feature.

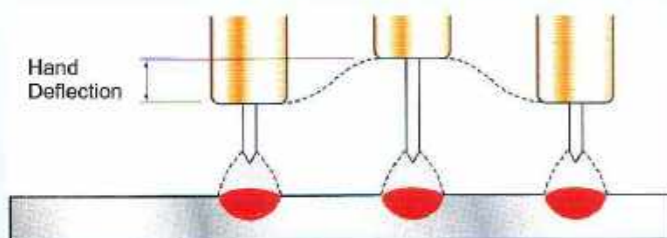
### Easy to Read and Precise Current/Voltage Scales on Remote Control

Indicates adjusted value due to the effect of the gas mixture and wire diameter.



### Cutting edge "Penetration Control" is one flip of the knob away

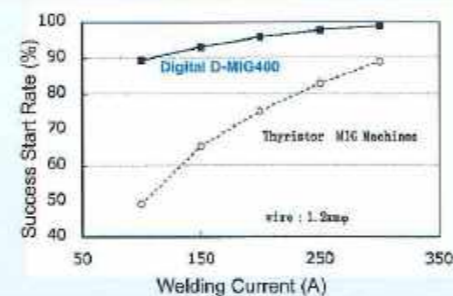
This "Penetration Control" keeps the depth of penetration at a constant level even when tip-to-work distance varies for assured quality of welding.



▲ for Fillet welding in a tight space

### Instantaneous Arc Start Close to 100% From Low to High Current

Microprocessor control allows instantaneous arc start even at low current virtually every time. And it features Hot Start and Wire Slow Down Start control. This combination delivers secured arc starts.

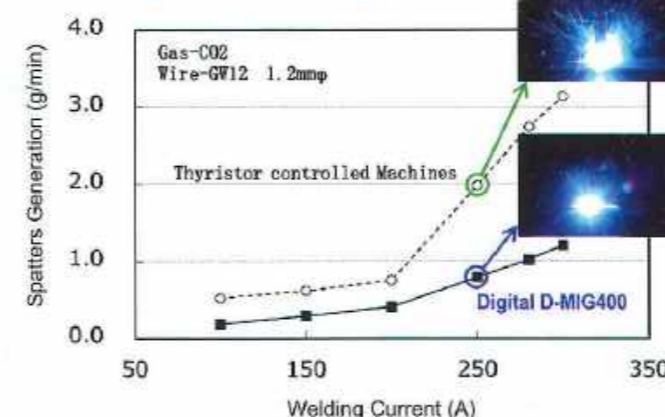


The rate of instantaneous arc start with D-MIG400

## New User Friendly Design

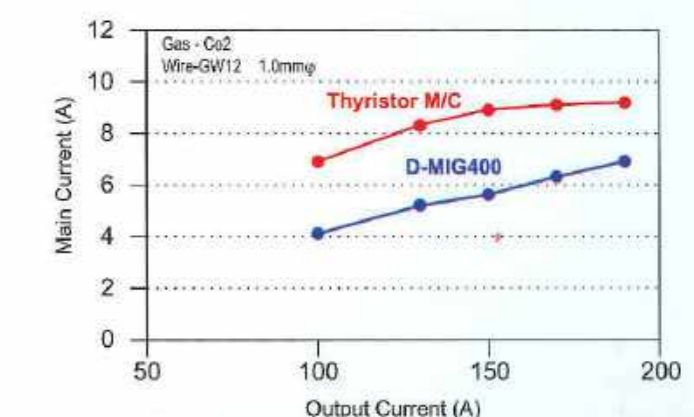
- Wire feed roll 0.8 - 1.2 mm standard
- Easy to Set V&I by operator at his work.
- Less trouble.
- Standard remote control for convenience. (3m cable) It allows adjustment of welding conditions at the work.

### Low Spatter Welding



Comparison of Spatter Generation

### Low Power Consumption



Comparison of Input Current Consumption

## User Friendly Design

- Simple and user-friendly operation panel.
- Crater fill function prevents crater cracking at the end of weld.
- Initial current control.
- 100V(2A) power outlet equipped for shielding gas regulator heater.
- Preheating function.
- Mice proof case.
- Terminals for automatic machine.
- Operation prevention due to lost input power phase.
- High Power Factor (0.9 & above)
- 30 Program Memory Storage facility.
- DC stick welding possible

- Easy-to-see and easy-to-use operation panel



1	GAS select key	7	DISPLAY CHANGE key
2	WIRE TYPE select key	8	ARC CONTROL key
3	WIRE DIAMETER select key	9	SYNERG/INDIV key
4	WELDING CURRENT adjusting knob	10	GAS CHECK key
5	WELDING VOLTAGE adjusting knob	11	INCHING key
6	CRATER FILLER key	12	LOAD key
		13	SAVE key
		14	ENTER key

### Power saving design

- Shielding gas saving function
- On demand cooling fan (Not applicable if preheating function is used.)
- Power saving sequence (Not applicable if preheating function is used.)
- No load power less than 150 watts

### Safety design

- Thermostat for preventing overheating.
- Low voltage drive of wire feeder for 24VDC.
- Single Phase Protection